


The Big Six

Research Tutorial



Teaching Technology and Information Skills



Created by

Dr. Clara Bannister, Ph.D.

Last Updated 10/20/2011

Instructions for Using Tutorial

- Read the directions.
- Follow the directions carefully for each section.
- To go to the next screen, use the mouse to click on the arrow below.
- Click on any hyperlinks available on a screen.



What is the Big Six?

- The Big Six is an information problem-solving process for conducting research.
- The Big Six was created by *M.B. Eisenberg* and *R.E. Berkowitz*.
- It is comprised of a set of six skills:

1. Task Definition

4. Use of Information

**2. Information Seeking
Strategies**

5. Synthesis

3. Location and Access

6. Evaluation



Define the Big Six Skills

- 1. ***Task Definition***-
What Do I Need to Do?
- 2. ***Information Seeking Strategies***-
What Can I Use to Find What I Need?
- 3. ***Location and Access***- Where Can I Find What I Need?
- 4. ***Use of Information***-
What Information Can I Use?
- 5. ***Synthesis***-How Can I Put My Information Together?
- 6. ***Evaluation***-How Will I know If I Did Well?



Examples of the Big Six Skills

■ Task Definition

- ✓ Define the task
- ✓ Identify the information needed to do the task

■ Information Seeking Strategies

- ✓ Brainstorm all possible sources

[Click here](#) for [brainstorming techniques](#).

- ✓ Select the best sources



Brainstorming Techniques



- Learn the various brainstorming techniques by visiting these informative websites:
- <http://www.unc.edu/depts/wcweb/handouts/brainstorming.html>
- <http://www.virtualsalt.com/crebook2.htm>



Examples of the Big Six Skills

con't

■ Location and Access

- ✓ Locate Sources
- ✓ Find information within sources

■ Use of Information

- ✓ Engage (read, hear, view, or touch)
- ✓ Take out the needed information


Knowing how to take effective notes is an important part of this skill.

[Click here](#) to learn [how to take notes](#).



How to Take Effective Notes

- Click on the following websites on how to take effective notes:
- <http://www.arc.sbc.edu/notes.html>
- <http://mit.edu/uaap/learning/tips/notes.html>



Examples of the Big Six Skills con't

■ Use of Information (con't)

- ✓ Another example of taking out needed information is knowing how to ***summarize*** what is read. This is an important skill for extracting information. Summarizing helps the reader to focus on looking for key points and ideas when reading. [Click here](#) to [learn how to summarize information](#).



How to Summarize Information

- Click on the following websites to learn how to **summarize** information.
- <http://www.learner.org/jnorth/tm/ReadStrat17.html>
- <http://www.mantex.co.uk/samples/summary.htm>



Examples of the Big Six Skills con't

■ Synthesis

- ✓ Organize information from all sources

Formatting an outline is an effective way of organizing your work. [Click here](#) on [how to write an outline](#).

- ✓ Create product or performance

Knowing how to write an essay is a key component of Synthesis.

[Click here](#) on [how to write a basic essay](#).

■ Evaluation

- ✓ Judge the product or performance
- ✓ Judge the process (efficiency)

[Click here](#) on [using grading rubrics](#)



How to Write an Outline



- The following websites provide insightful information on how to format outlines:


http://owl.english.purdue.edu/handouts/general/gl_outlin.html

- <http://www.lavc.edu/library/outline.htm>



How to Write an Essay

- The following websites provide a detailed guide to writing a basic essay:
- <http://members.tripod.com/~lklivingston/essay/>
- http://www2.actden.com/Writ_den/tips/essay/index.htm
- <http://kimberlychapman.com/essay/essay.html>
- Next, examine some of the essential elements of writing like how to write a thesis statement, how to write effective sentences and paragraphs, how to avoid plagiarism and how to document sources. [Click here](#) to proceed.



Elements of Essay Writing



■ The important elements of writing an essay include:

✓ A Thesis Statement

<http://www.unc.edu/depts/wcweb/handouts/thesis.html>

http://www.indiana.edu/~wts/pamphlets/thesis_statement.shtml

<http://leo.stcloudstate.edu/acadwrite/thesistatement.html>

✓ Effective Sentences and Paragraphs

<http://www.indiana.edu/~wts/pamphlets/paragraphs.shtml>

<http://virginialynne.hubpages.com/hub/Writing-Effective-Sentences>

<http://writing2.richmond.edu/writing/wweb/paragrph.html>



Elements of Essay Writing *con't*

- Other critical elements of essay writing include avoiding plagiarism and properly documenting your sources.
- ✓ [Click here to learn how to avoid plagiarism](#)
- ✓ [Click here to learn how to document your sources](#) using either MLA or APA styles



Avoid Plagiarism



- Plagiarism may be avoided if you know what to look out for when you are writing. The following websites provide valuable information on plagiarism and how to avoid it. Don't be a victim of plagiarism!
- <http://ollie.dcccd.edu/library/Module4/M4-VII/plagar.htm>
- http://owl.english.purdue.edu/handouts/research/r_plagiar.html
- http://writing.wisc.edu/Handbook/QPA_plagiarism.html



Document Your Sources

- Documenting your sources gives your work credibility and integrity.
- The following website shows you when to use MLA or APA styles and how to cite your sources:
- <http://owl.english.purdue.edu/owl/resource/747/01/>
- <http://owl.english.purdue.edu/owl/resource/560/01/>



Use the Rubrics to Help You Evaluate Your Work

- <http://www.sdcoe.k12.ca.us/score/actbank/projectrub.html>
- <http://www.nald.ca/CLR/Btg/ed/evaluation/writing.htm>



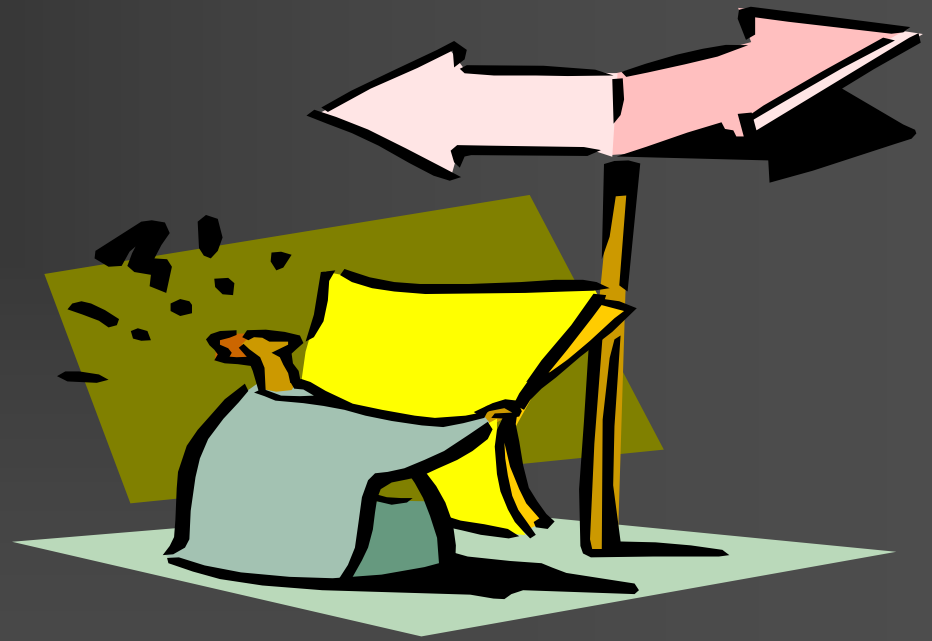
Review the Big Six Skills

- Go to the following websites to review the Big Six Skills and access additional resources to help you master the Big Six Skills:
- <http://www.big6.com/category/big6-resources/>
- http://nb.wsd.wednet.edu/big6/big6_resources.htm
- http://www.crlsresearchguide.org/Big_Six_Steps.asp




How much of the Big Six Skills Do You Remember?

In the next section, complete the multiple choice practice exercise by choosing the correct answer to each question. [Click here to begin.](#)



Big Six Practice Exercise



Directions: Choose the correct answer by clicking on the correct response.


1. In Big Six skill *Task Definition*, you
 - a. evaluate the different possible sources to determine priorities.
 - b. define the information problem
 - c. find information within sources
2. The purpose of Big Six skill *Location and Access* is to
 - a. locate sources
 - b. present the information
 - c. judge the product



Big Six Practice Exercise

con't

3. In Big Six skill *Information Seeking Strategies*, you
 - a. identify information needed
 - b. judge the information problem-solving process
 - c. determine the range of possible sources
4. Extracting relevant information from a source is an example of Big Six skill
 - a. Synthesis
 - b. Use of information
 - c. Evaluation
5. Judging the product is an example of
 - a. Task Definition
 - b. Location and Access
 - c. Evaluation
6. Organizing information from multiple sources is representative of Big Six skill
 - a. Synthesis
 - b. Use of Information
 - c. Information Seeking Strategies



The Big Six Web Quest Challenge

- In the following Laura Ingalls Wilder Web Quest, you will use your research skills to complete four major tasks.
- These tasks will allow you to practice your research skills.
- These tasks will take some time to complete. However, doing so will greatly sharpen your research skills and you will produce rewarding work to show for your efforts.
- [Click here](#) to begin the [Laura Ingalls Wilder Web Quest](#).

HAVE FUN!



Correct Answer!



Correct Answer!

You Are the Best!




Sorry! Incorrect Answer!

Try Again.



I Do Not Want to Make You Feel
Bad.

But, You Are Incorrect.
Try Again.



The End

I hope that you have found
this tutorial to be useful.

**THANK YOU FOR YOUR
PARTICIPATION.**

