

Quizlet: Exporting Links

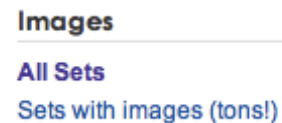
Quizlet allows you to search for flashcard sets created by other users.

1. Select **Find Flashcards**

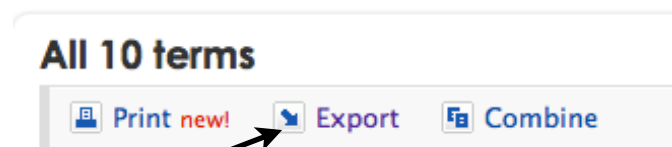


2. Search for a topic of your choice, such as your current unit of study.

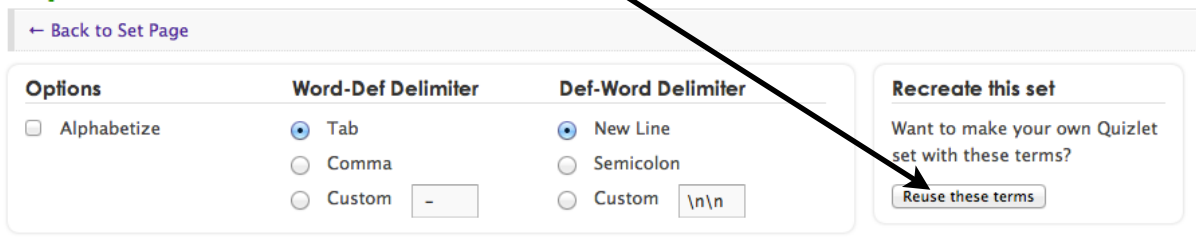
3. When you are viewing the available sets, there are additional search options on the left margin. One of these options is **Images: Sets with images**. This will focus on sets created by other users that have uploaded images.



4. Once you have selected a card set you wish to use, you can add it to your own collection by scrolling down past the **Play Games** section and selecting **Export**.



Export: Ancient Rome 6th Grade




5. On the far right, click on **Reuse these terms**
6. The card set will open, allowing you to give it an appropriate title, edit cards, or add cards. Once you **Create set** it will be added to your Home.

Quizlet: Posting Links

To add a flashcard set to your teacher webpage, follow these steps:

1. Open the desired flashcard set and copy the url address.

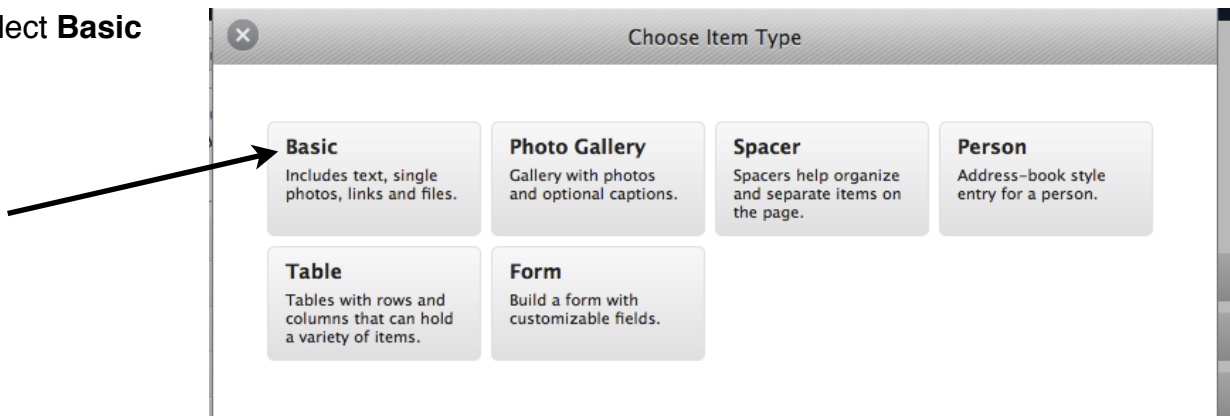
 <http://quizlet.com/10926521/mrs-gs-math-terms-flash-cards/>

2. Log in to your teacher webpage and select where you would like to post the link.

3. Click on **Add Item**



4. Select **Basic**



5. Fill in the title and copy the link. Students will now be able to access the Quizlet directly from your webpage.

